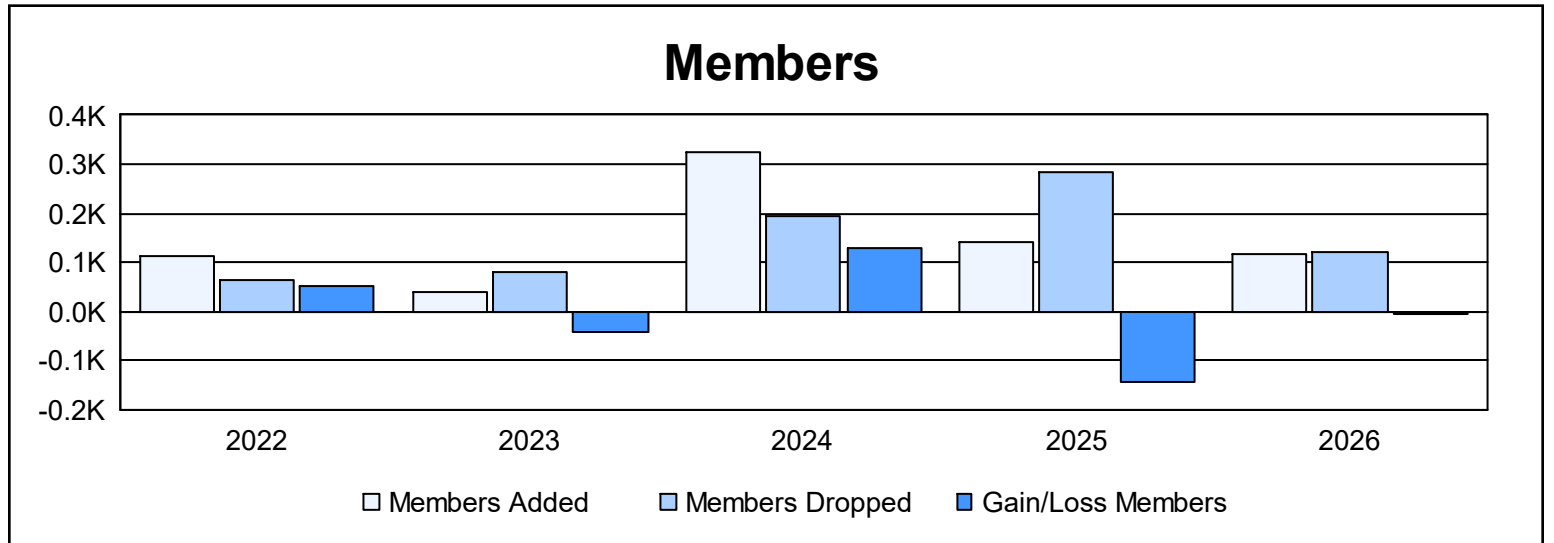
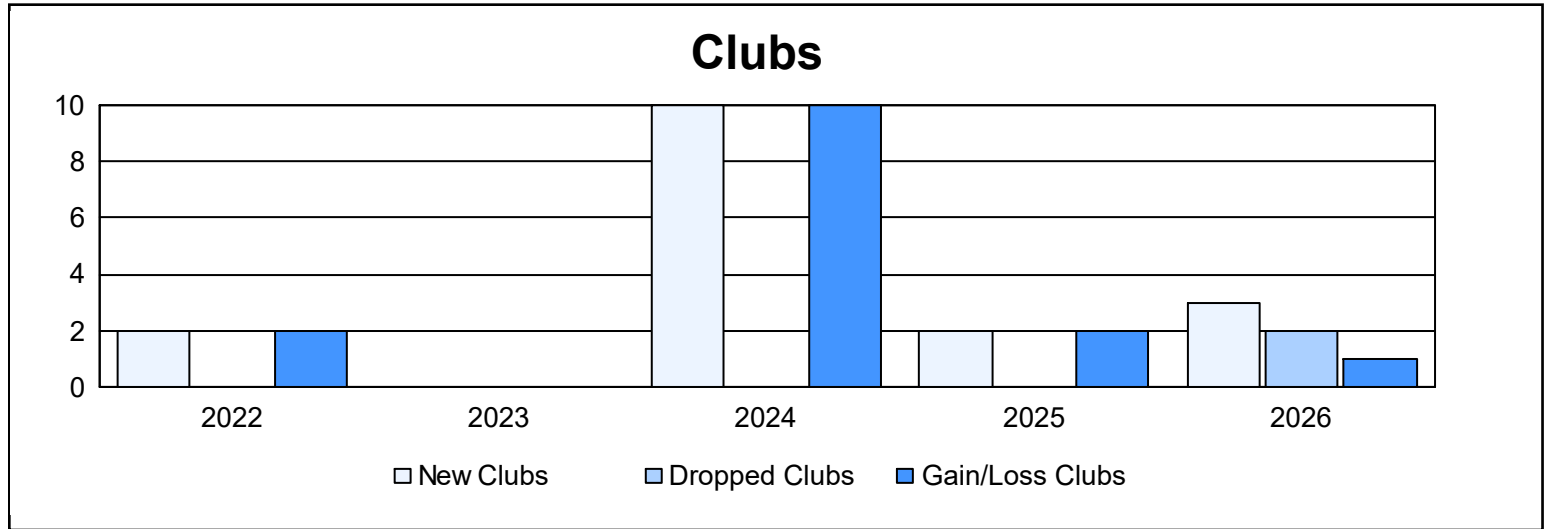
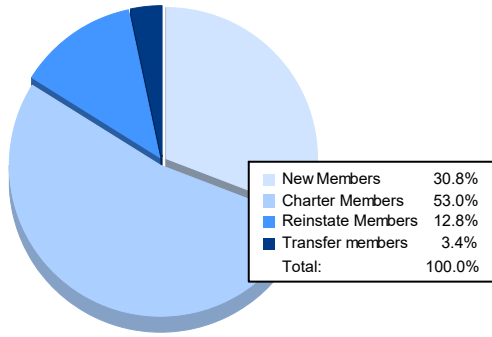


Year	New Clubs	Dropped Clubs	Gain/Loss Clubs	New Members	Charter Members	Reinstate Members	Transfer Members	Total Member Added	Total Members Dropped	Gain/Loss Members
2021-2022	2	0	2	31	64	16	3	114	62	52
2022-2023	0	0	0	23	4	0	13	40	80	-40
2023-2024	10	0	10	86	206	12	20	324	196	128
2024-2025	2	0	2	41	40	40	20	141	285	-144
2025-2026	3	2	1	36	62	15	4	117	122	-5
<b>Average</b>	<b>3</b>	<b>0</b>	<b>3</b>	<b>43</b>	<b>75</b>	<b>17</b>	<b>12</b>	<b>147</b>	<b>149</b>	<b>-2</b>



### Membership Composition April 2026 Cumulative



### Gender Composition April 2026 Cumulative

